

A-dec® 500

Chair and Delivery System

CONNECT TO
WHAT'S NEXT

with A-dec 500 Pro

a dec®



EXPERIENCE A-DEC 500

New thinking, new possibilities.

Everything you've come to appreciate about the A-dec 500 dental chair, is now available with a new delivery. Enabled with **A-dec+** and an updatable software platform, the A-dec 500 Pro delivery system supports your dental team with a new level of connection.

INTELLIGENT CONTROL Intuitive, connected equipment is consistent and predictable.

CONNECTIVITY A-dec+ paired with a software-based platform brings technological flexibility to your practice.

FLEXIBLE INTEGRATION Integrating new clinical capabilities with the existing platform keeps equipment relevant.

OPTIMAL ACCESS Get in close and comfortably position everything you need within reach.

SUPERIOR CARE Comfort and stability add up to a superior patient experience.





INTELLIGENT CONTROL
A-dec 500 family



[01]

EXPERIENCE INTELLIGENT CONTROL

*Predictable
and intuitive.*

It's that feeling you get each time you greet a new patient, knowing that your equipment is updated and consistent—yet still so intuitive.

It's as if you're not keeping up with technology; it's keeping up with you.

DYNAMIC SIMPLICITY

Intuitive by design.

With an advanced responsive surface and 7" durable glass screen, the Dynamic Screen 7 (DS7) offers a simplified interface that displays only the information you need for the procedure at hand—so you can focus on your patients.



DS7
DOCTOR

INTELLIGENT CONTROL
A-dec 500 family

ADAPTABLE CHAIR PRESETS

Icons reflect actual chair positions, so you can confidently reposition your patients.

CAPACITIVE TOUCHSCREEN

Scrolling options let gloved hands precisely navigate the interface.

CONFIGURABLE PRESETS

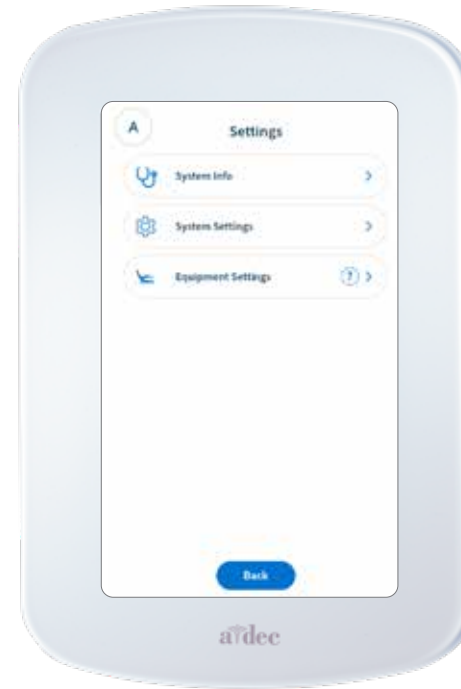
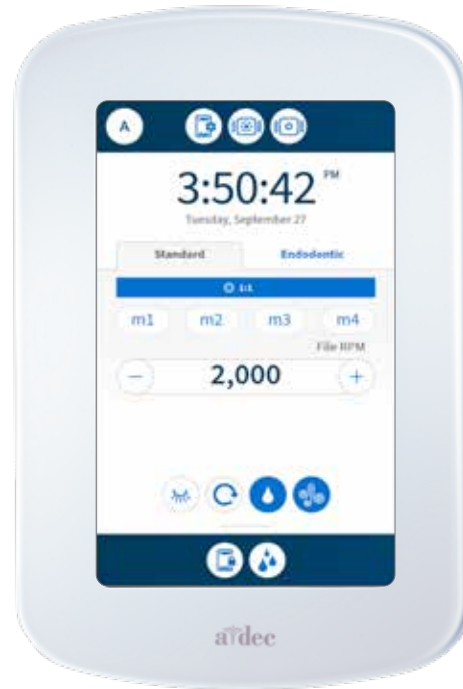
Activity-specific memory buttons allow you to define up to four presets per function, with a single touch.

PSI CUSTOMIZATION

Drive air pressure display enables precise handpiece setup.

PROCEDURAL TIMERS

Customizable timers in your field of vision help maximize awareness during time-sensitive procedures.



MULTI-USER SETTINGS

Programmable settings are available for multiple users.

DEVICE & SYSTEM VISIBILITY

Gain insight and configuration options for your equipment, from viewing connectivity and alerts to setting alarms.

LOCALIZED LANGUAGES

Customize the interface with your preferred language.

SOFTWARE UPDATES

As technology becomes more intelligent, software update notifications enable your A-dec equipment to evolve.

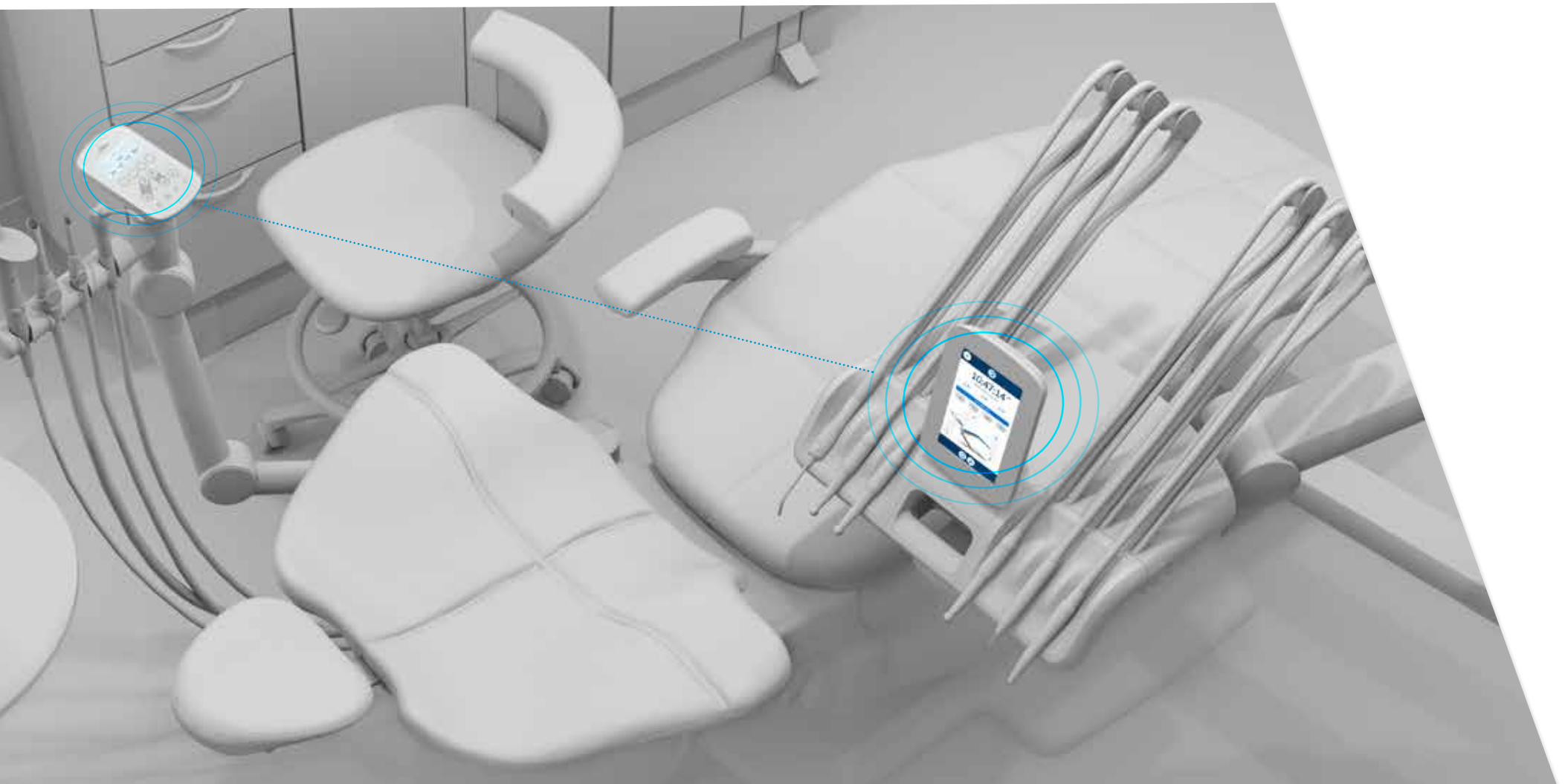
TAKE A TOUR ▶



THERE'S SO MUCH MORE TO SEE

Technology is always evolving, and so are we. Take a tour to see what's here—and what's new.

PAIRED AND CONNECTED



CP5 + DS7
ASSISTANT DOCTOR

Always on the same page.

You know those detail-oriented, articulate assistants who can always predict your next move? Pairing the doctor's Dynamic Screen 7 (DS7) and assistant's control pad (CP5) connect the whole team.

CUSTOMIZABLE SETTINGS

Personalize your settings for the way you work.

COMMAND CONFIRMATION

Visual and audible command confirmation offers confidence and assurance as you work, with both proactive alerts and reactive signals that confirm your inputs and requests.



CP5
ASSISTANT

CAPACITIVE TOUCH SCREEN

Advanced responsive keys and impact-resistant glass surface are easy to program—and disinfect.

LED INDICATOR

Intuitive indicator lights help guide you through usage and settings.





[02]

EXPERIENCE CONNECTIVITY

Forward-thinking design.

A software-based platform paired with A-dec+ brings technological flexibility to your practice. So your equipment is relevant—and you're ready—for whatever lies ahead.

CENTRALIZED VISIBILITY



Manage increased demands.

With an updateable software platform, the A-dec 500 Pro delivery helps you work more efficiently and predictably for the life of your practice. As your requirements grow, you'll have the digital foundation in place to manage increased demands and evolve your practice.

CONVENIENT UPDATES Once you register on the A-dec+ app, new product features and enhancements will be available via software updates. So you can keep equipment up to date with just a click.

CENTRALIZED ANALYTICS The A-dec+ dashboard offers insight into the daily use and long-term performance of your equipment.

OPTIMAL UTILIZATION Asset management helps you make better operational and purchasing decisions.





FLEXIBLE INTEGRATION
A-dec 500 family

[03]

EXPERIENCE FLEXIBLE INTEGRATION



Ready for anything.

A-dec products are engineered to last, but technology is ever-changing. The ability to integrate new clinical capabilities with the existing platform means your equipment can keep up with you—and your future practice.

SKILLFUL MOVEMENTS



▲ Flush Screen Activation

▲ Quick Access Chair Controls

Embrace new capabilities.

We diligently work to ensure that the A-dec 500 Pro delivery system integrates with most clinical devices. And even down the road, a software update will allow you to integrate the instruments you choose, without replacing the hardware. Go ahead and embrace new capabilities. It's your choice.

PRESET FLUSH TIMERS Four programmable options help automate waterline maintenance flush between patients. Just pull all of the handpieces away from the delivery to activate the flush screen, and start the process with a touch of a button.

CONFIGURABLE TOOLS One-touch memory preset lets you program and save your preferred tool settings.

RECIPROCATING ENDODONTIC Highly configurable interface lets you effortlessly switch between general restorative and endodontic functions.

CUSTOMIZABLE PLACEMENT With six adjustable positions on the control head, you can integrate select clinical devices from manufacturers including KaVo®, Acteon®, NSK®, Dentsply Sirona®, and A-dec handpieces and motors.



▲ Reciprocating Endodontic



▲ Corresponding Water Coolant Lights



OPTIMAL ACCESS
Aspre family



[04]

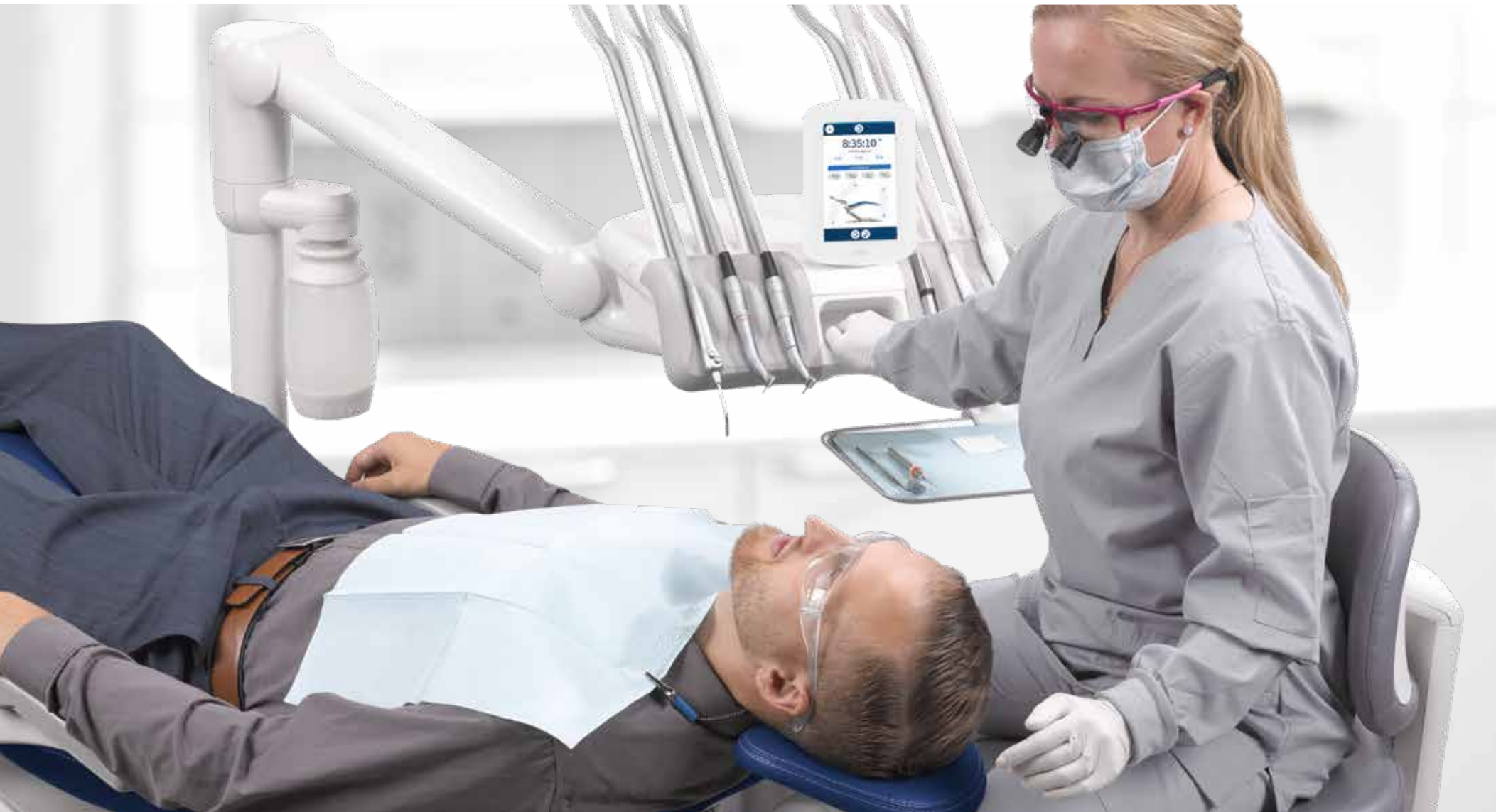
EXPERIENCE OPTIMAL ACCESS

Perfect proximity.

Everything you need is easy to position and comfortably within reach.

Close in to your patient, your posture is healthy, your view is clear, and your reach is minimal. It's amazing how time flies when you're comfortable.

EFFORTLESS ADJUSTMENTS



The freedom to focus.

It's true. You can activate, deactivate, position and place your instruments without looking away from your procedure, and without a conscious thought. We've worked hard to keep the equipment and technology simple and predictive to maintain your confidence in front of patients.

FIRST-OUT LOGIC Once a handpiece is removed, the intelligent control disables a second one from operating if it's removed. This means your assistant can swap out a burr on a secondary handpiece, while you remain focused on your patient.

POSITIVE POSITIONING Effortlessly and precisely situate the delivery where you want it, and count on it to stay.

AUTOMATIC BRAKING Grasp the handle and the flexarm brake automatically releases. We call it capacitive activation, but you'll just call it effortless.

ADJUSTABLE HANDPIECE HOLDERS Each position on the Traditional delivery system is movable, so you can tilt the handpieces downward to easily grip when in use, and return upright for safety when they're not.

WATER DROPLET CONTROL Drip-control vaporizer stops the last handpiece water droplet from falling onto the patient.



POSITIONING WITHOUT COMPROMISE



PERFECT POSITION HEADREST

Access angles can make the difference between a long day and a good day. The headrest adjusts with one hand at the press of a lever, so you can always achieve an optimal view of the oral cavity.

THIN FLEXIBLE BACK

A-dec's signature ultra-thin back and headrest allow you to work in a comfortable position—legs under your patient, elbows at your side.





EXTENDED REACH TUBING

Longer, lighter instrument tubing reduces in-procedure resistance and fatigue.
(Available on the A-dec Continental®)

EASY-VIEW TOUCHSCREEN TILT

The 7" (178 mm) screen tilts for less glare and optimal visibility. Additional arm rotation on the Traditional and 532 Pro deliveries make it even easier on the eyes.

REMOVABLE TRAY HOLDERS

Two-piece design creates an adjustable flat surface for trays and tubs. Optimize space with a small, standard or large size.



SUPERIOR CARE
A-dec 500 family



[05]

SUPERIOR CARE

Sleek, yet supportive.

Gentle, supportive comfort puts your patients at ease for a positive experience that sets you apart.

CONSISTENT COMFORT



Whole body support.

Is comfort a feeling or a science? It's both. By reducing pressure points and streamlining support through scientific pressure mapping, A-dec 500 ensures patient comfort during procedures. And when your patient is relaxed, so are you.

DUAL-ARTICULATING GLIDING HEADREST Adjust to your patient for consistent support.

THIN BACKREST There is a purpose behind the flexible but sturdy back. The stingray shape reflects the anatomy of the patient's body, offering full support while leaving you space to move in close.

SECURE ARMRESTS Multi-position armrests solidly support patients when they need it, and move out of the way when they don't.

TOEBOARD TILT When the chair reclines, the toeboard imperceptibly raises a full 9" (229 mm) for a gentle cradling effect. All your patient feels is relaxed.



ATTENTIVE DESIGN

INSTANT COMFORT

Getting comfortable in the chair isn't the patient's responsibility. It's ours. So we designed it to support your patient's entire body from the moment they sit down.

GENTLE START/STOP

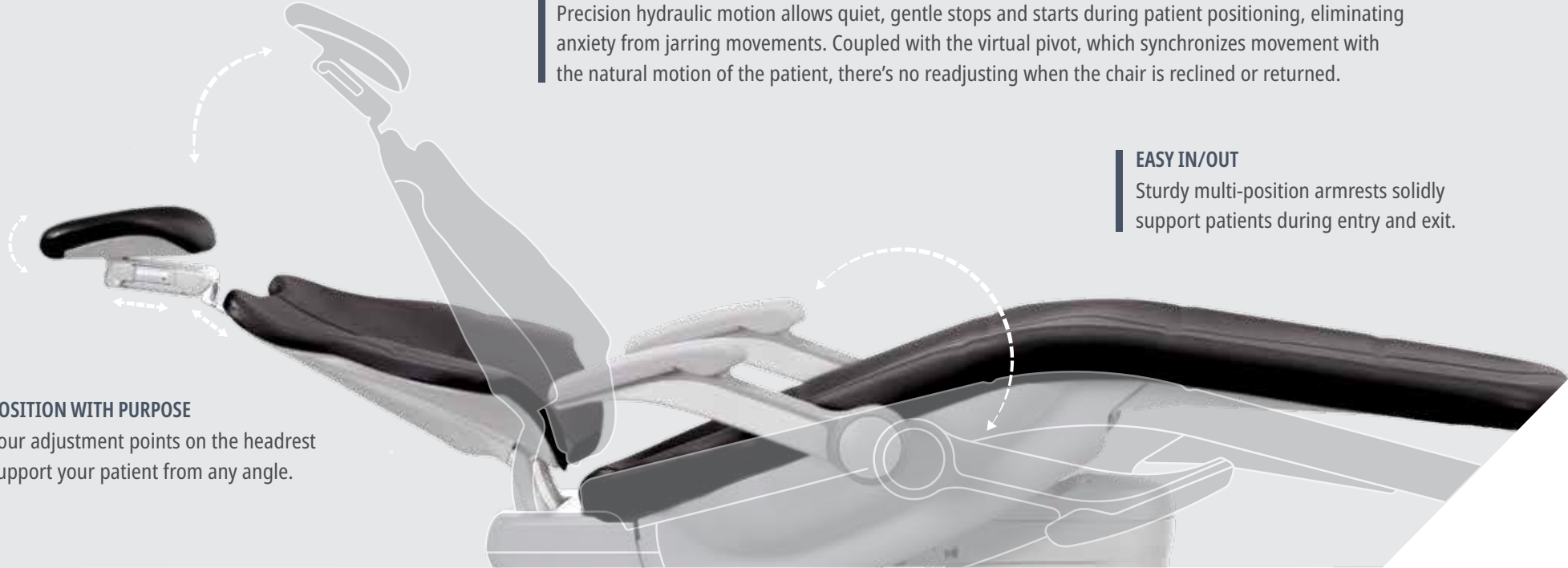
Precision hydraulic motion allows quiet, gentle stops and starts during patient positioning, eliminating anxiety from jarring movements. Coupled with the virtual pivot, which synchronizes movement with the natural motion of the patient, there's no readjusting when the chair is reclined or returned.

EASY IN/OUT

Sturdy multi-position armrests solidly support patients during entry and exit.

POSITION WITH PURPOSE

Four adjustment points on the headrest support your patient from any angle.



BETTER VIEWING

In-plane switching (IPS) screen technology allows clear viewing from extended angles. So even if the screen is optimized for the doctor, the assistant can easily see and monitor from a side angle.

BALANCED STABILITY


Handpiece arms balance tubing weight so you can smoothly and effortlessly move handpieces without tugging or wrist fatigue.

FLEXIBLE TUBING

Sturdy, lightweight tubing retains integrity for easy cleaning over time.

RIGID STRUCTURE


Solid structure reduces movement-related vibrations for you and your patient.



Accommodates a wide range of patient sizes



Weight capacity up to 500 pounds (227 kg)



Centrally located ambidextrous delivery system handle and touchscreen



MAKE IT YOURS
A-dec 500 family

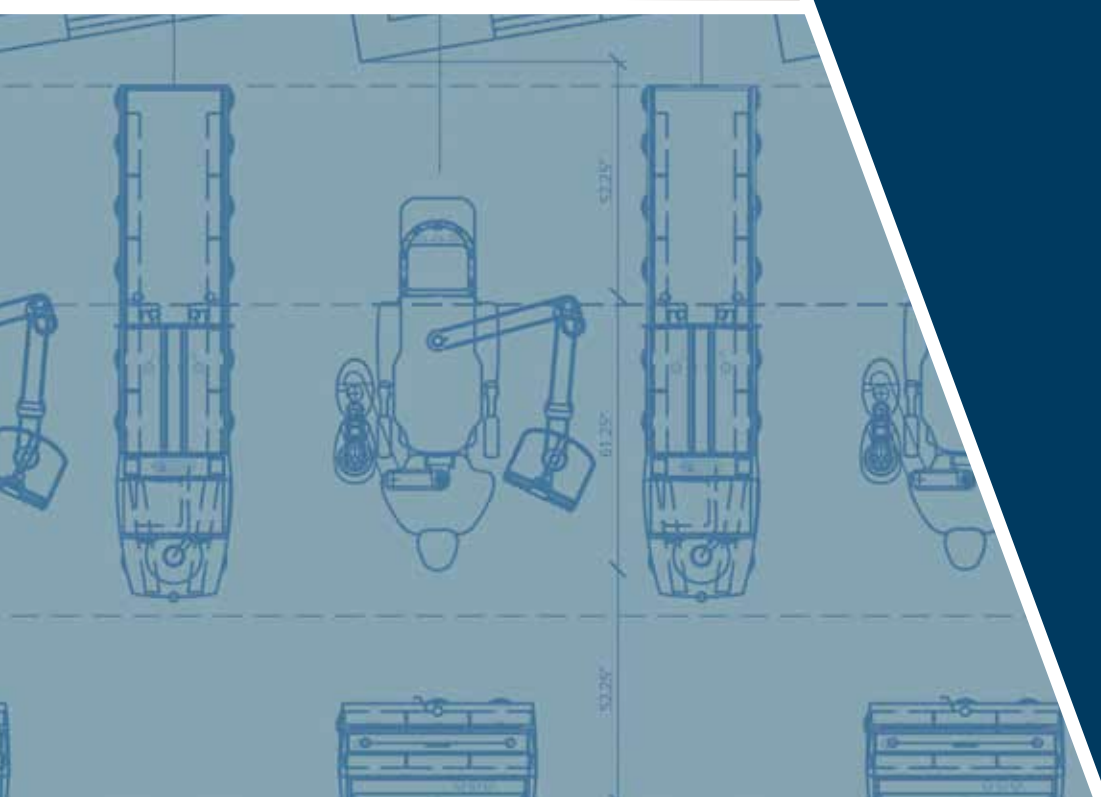


[06]

MAKE IT YOURS

Tailored individuality.

Color and style, delivery options, foot controls and instruments. You deserve to work your way, right down to the last stitch. At A-dec, we believe in choice.



WORK THE WAY YOU WANT

Delivery options for the way you practice.

There are three factors to consider: you, your dental team, and your patients. A-dec gives you options to choose a setup that works the way you do, while offering comfort and reassurance for your patients. Isn't that what we all want?



ALL-AROUND ERGONOMIC COMFORT

A-dec 533pro Continental delivery, disc foot control.



INTEGRATED AND STREAMLINED

A-dec 532pro Traditional delivery, lever foot control, 572L LED light.



OUT OF SIGHT, OUT OF MIND

A-dec 541pro 12 o'clock delivery, A-dec Inspire® 591 treatment console.

FLEXIBLE OPTIONS

▼ Delivery Systems



Continental



12 o'clock



Handpiece and motors



Traditional

Deluxe Plus touchpad



DS7 touchscreen



Clinical devices

▲ Delivery Systems

▲ Control Pad Options

▲ Integrated Instruments

We believe in choice.

Since no two doctors are exactly the same, our equipment options let you customize the most efficient setup for you and your team.

▼ Dental Light



12 o'clock

▼ Monitor Mount



▲ Cuspidor



Chair mounted



Lever foot control

Disc foot control



▲ Assistant's Holders

▲ Foot Controls

▲ Removable Tray Holder

YOUR COLOR, YOUR WAY



Sewn upholstery



Formed upholstery

Sewn colors - *contrast stitching comes standard with sewn upholstery.*



Formed colors



Order samples and get your hands on the latest colors.

SPECIFICATIONS AND DETAILS

Use these chair, delivery system and assistant's arm specifications to help determine what best suits you and your team. For the full line of package options, from LED lights to monitor mount specifications, see your A-dec representative or the A-dec equipment catalog.

A-dec 511 Dental Chair

Base height range	Low point: 13.5" (343 mm), High point: 31.5" (800 mm)
Backrest	Ultra-thin 1.25" (32 mm) flexible backrest* (*based on formed upholstery)
Headrest	Dual-articulating gliding headrest, lever release
Armrests	2-position armrests
Chair swivel	60° (30° each side of center)
Power supply	300-watt
Chair control	Doctor's touchscreen/Assistant's touchpad or optional foot switch
Lift system	Soft start/stop hydraulic drive
Mount style	Radius® left/right
Upholstery options	Sewn or formed
UL load rating	UL rated to 500 lb (227 kg) maximum patient load (load rating is based on UL requirement of 4X (2000 lb/907 kg) overload static testing)

Delivery Systems

	500 Radius		500 12 O'Clock	
Models	A-dec 532pro Traditional A-dec 533pro Continental	A-dec 532 Traditional A-dec 533 Continental	A-dec 541pro 12 o'clock duo	A-dec 541 12 o'clock duo
	Pro	Standard	Pro	Standard
Control pad	DS7	Deluxe Plus	DS7	Deluxe Plus
Timed flush	Yes	No	Yes	No
Left/right conversion	Yes	Yes	Yes	Yes
Handpiece holder positions	Traditional and Continental - 5 + syringe	Traditional and Continental - 5 + syringe	Traditional - 5 + syringe	Traditional - 4 + syringe
Software updatable	Yes	No	Yes	No
Intraoral light source	Quad-volt	Quad-volt	Quad-volt	Quad-volt
Arm system	Positive positioning, balanced flexarm with air brake	Positive positioning, balanced flexarm with air brake	Manual height adjustment	Manual height adjustment
Mount options	A-dec 511	A-dec 511	Preference Collection®, A-dec Inspire®, stand-alone	Preference Collection, A-dec Inspire, stand-alone
Time display	Yes	No	Yes	No
Vaporizer	Yes	No	Yes	No
Integration	15' (4.5 m) USB 2.0 cable / up to 6 control modules optional: Powered USB hub	15' (4.5 m) USB 2.0 cable / up to 6 control modules optional: Powered USB hub	15' (4.5 m) USB 2.0 cable / up to 5 control modules optional: Powered USB hub	15' (4.5 m) USB 2.0 cable / up to 5 control modules optional: Powered USB hub

Assistant's Instruments

	551sta Assistant's	541sta 12 O'Clock Duo	545sta 12 O'Clock Assistant's
	Standard	Standard	Standard
Air/water syringe	Quick-disconnect (QD) syringe optional: warm water QD syringe	QD syringe optional: warm water QD syringe	QD syringe optional: warm water QD syringe
User interface	CP5	CP5	CP5
Vacuum instruments	1 x saliva ejector (SE) 1 x high volume evacuation (HVE) optional: second HVE	1 x saliva ejector (SE) 1 x high volume evacuation (HVE) optional: second HVE	1 x saliva ejector (SE) 1 x high volume evacuation (HVE) optional: second HVE
Vacuum tubing	EasyFlex™	EasyFlex	EasyFlex
Positioning	Horizontal adjustment optional: Horizontal and vertical adjustments	Manual vertical adjustment	Manual vertical adjustment
Mount location	Chair mount	Cabinet or floor mount	Cabinet or floor mount

CONNECT TO WHAT'S NEXT

a-dec.com/500

A-dec Headquarters

2601 Crestview Drive
Newberg, Oregon 97132 USA

P: 1.800.547.1883 within USA/CAN

P: +1.503.538.7478 outside USA/CAN

F: +1.503.538.0276

a-dec.com

Other Locations:

A-dec Nashville Experience Center

A-dec Australia

A-dec China

A-dec United Kingdom



Any colors and products shown may vary and are subject to change without notice. Contact your authorized A-dec dealer for the most current product information. All trademarks in this document are subject to the trademark rights of A-dec, its affiliates, and their collective suppliers in the United States and foreign countries.

©2023 A-dec Inc. All rights reserved. 85.0850.00/06-23/9k /BB/Rev D



More than a warranty. It's a commitment.

At A-dec, our focus is on making dentistry better—which includes superior customer service along with superior dental products. Your A-dec 500 equipment is backed by a five-year warranty, and a lifetime of customer support. We'll be here today, tomorrow, and well into the future. That's our commitment to you.

